

# LX Series

## All Weather speaker



### ■ LX Series: All Weather Speaker

#### ■ Use woofer units

Cilicone, as an additive to paper cone in our indoor product LX205/208, is helpful to your moisture proof needs.

LX205PT/208PT, our outdoor product, adopts weather resistance resin in PP Cone, which is weather-resistant and ensure the high quality sound.

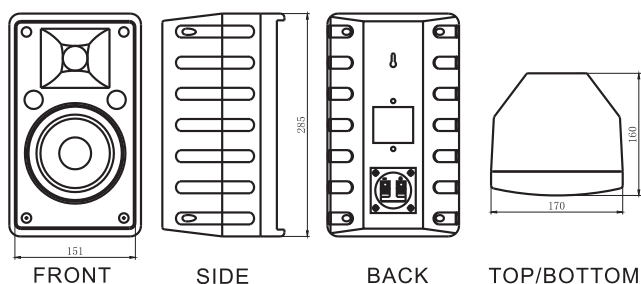
We cautiously adopt mylar diaphragm, 6N non-oxygenic copper and our driver sound ignore the effect from bad weather.

Be convenient for installation

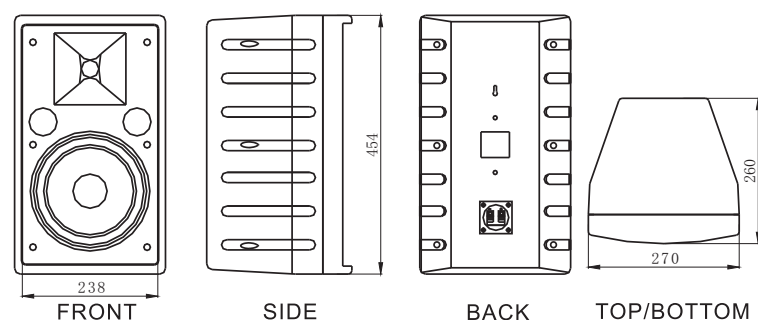
Besides the average hanging install way, our patent bracket made it possible to free man from the labour of complex installation, and save lot of time cost.

The bracket can adjust the angle of speakers so as to control sound range with a horn type enclosure.

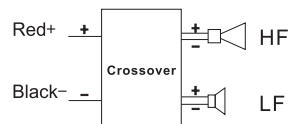
### ■ LX 205 Dimensions



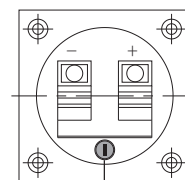
### ■ LX 208 Dimensions



### ■ Connector

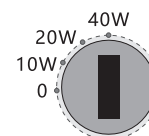
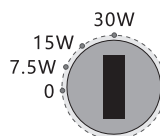


\*\*/\*\*W/\*\*P/\*\*WP



205PT/205WPT

208PT/208WPT



### ■ Technical Specification(P=Waterproof、T=Tranformer(constant voltage)、W=White)

Model	205/205W/205P/205WP	205PT/205WPT	208/208W/208P/208WP	208PT/208WPT
Type	5" two-way full range speaker		8" two-way full range speaker	
Frequency response	95Hz~20kHz	95Hz~15kHz	80Hz~20kHz	80Hz~15kHz
Sensitivity(1W/1m)	90dB		89dB	
Line Voltage input	60W		80W	
Line Voltage output	70V~100V compatible input(power 30W) 30W(Max),15W,7.5W		70V~100V compatible input(power 40W) 40W(Max),20W,10W	
Crossover	4kHz		3.5kHz	
Nominal Impedance	8 Ω		6 Ω	
Harmonic distortion	≤5%		≤5%	
Dispersion(HxV)	90° × 75°		90° × 80°	
Connector	Normal connection box		Normal connection box	
Structure	Inverse		Inverse	
Fittings	Mounting brackets		Mounting brackets	
Finish	Black/White		Black/White	
Dimension(WxDxH)	170×160×285mm		270×260×454mm	
Packing Dimension(WxDxH)	415×190×310mm(2PCS)		665×295×480mm(2pcs)	
Net weight	2.5kg/pcs	3kg/pcs	5.5kg/pcs	6kg/pcs

\* This User Manual for reference only, no further notice if any contents alter.