



# USER'S MANUAL

— ACTIVE SPEAKER —



Guangzhou Ruifeng Audio Technology Co.Ltd  
CUSTOMER SERVICE HOTLINE:400-707-6800

Tel: 86-20 39280288

Fax: 86-20 39280238

Website: //www.lax-pro.com

Address: NO.10 Shilou Section, Shilian Road,  
Shilou Town,Panyu District,  
Guangzhou City,China 511447





# Warranty Card

Customer Hot Line:  
400-707-6800

LAX C.V. products which produced by RUIFENG Corporation(RUIFENG in brief) are ensured with highquality by strict quality inspection and control before delivery.our will provide warranty according terms mentioned in this warranty card. The warranty is void if warranty card or purchasing invoice is missed.The service is suggested to start by calling our service No.:400-707-680 in advance.

- 一、This warranty is valid within one year form date of sale (except some occasions specially mentioned as below),and covers for manufacturing defects and all matters concerning the workmanship of LAX&C.V. products.
- 二、Warranty period for particular item.
  - 1、offering one month free change service and one year warranty for amplifiers,mixers or processors.
  - 2、Offering three months warranty for which categorized as spare parts:
    - 1.)The voice coil and diaphragm of microphone.
    - 2.)The voice coil and diaphragm of speaker.
- C、RUIFENG willnot be responsible for any warranty if/for:
  - 1、 Non-this company proxy product; 2、 Fake products;
  - 3、 Products without intact number or serial number is changed,deleted or transferred or has not been recorded in the company s record.
- D、Thewarranty becomes void if product problems result from:
  - 1、 improper operation and misuse(overloading or bumed with feedback);
  - 2、 Careless moving.
  - 3、 Terrible conditions(over-higt input voltage and humidity)
  - 4、 Irresistible situation such as STORMor EARTH QUAKE...etc;
  - 5、 repaired or restructured by unofficial technicians outside RUIFENG ;
  - 6、 Failure assemble/installation from the instructions of manufacturer.
- E、 The warranty applies only on the cost of repair or replacement and does not include the relevant freight charges.
- F、 RUIFENG is not responsible for the loss caused by equipment or component damaging.
- G、 RUIFENG charges reasonably if warranty period expired.
- H、 The warranty card is subject to change without prior notice.

Purchaser Name:		Manufacturer:	
Dealer Name:		Dealer Address:	
		City	State ZIP
Purchase Date:	Model:	Serial No.:	Invoice No.:
(d) (m) (y)			

Add:114 Yushan Rd,panyu,guangzhou,guangdong Province,china Tel:(86 20)84817168

## [SPEAKER DISPLAY]



1 × 8"  
ACTIVE SPEAKER

1 × 10"  
ACTIVE SPEAKER

1 × 12"  
ACTIVE SPEAKER

## NOTES

Please read this manual carefully before operate the device.  
Keep this manual in a safe place for reference.

### ⚠ WARNING

To avoid causing shock, short cut, damage, fire or any other dangers which lead to serious injury or even death, please ensure follow below notes. These notes include but not limited to below condition:

#### POWER SUPPLY / POWER CORD

- Keep the power cord away from heat sources, buckled or damaged. Do not place heavy objects on the device, or place the device in places where may causing trampled or crushed.
- Only use specify rated voltage of the device.
- Only use attachments power cord and plug.
- Regular checking and cleaning dirt of the power plug.
- Please ensure connect with grounded power sockets. Any disconnection of the grounding may cause electric shock.

#### DO NOT UNCLOSE THE DEVICE

Do not open the device, remove any internal parts or make any modifications. Stop using if any abnormal occur.

#### FIRE

Please do not place burning objects on the device, may causing a fire hazard.

#### THE DEVICE IS REQUIRED MAINTENANCE IN THE CONDITION BELOW

- If any of below condition occur, please disconnect the power supply by pulling the power plug. Ask professional person for maintenance.
  - Wore or damaged power cord or plug.
  - Abnormal smells or smokes.
  - Articles fall into the device.
  - Suddenly no sounds during operating the device.

### ⚠ CAUTIONS

To avoid causing any personal injury, facility or property damage, ensure follow below notes. These notes include but not limited to below condition:

#### POWER SUPPLY / POWER CORD

- Please grab the plug when pulling power plug from the device or power socket. Pulling power cord directly may cause damage.
- The device should be disconnected when unused for long periods of time or during lightning storms.

#### MOUNTED POSITION

- Do not place this device on unstable place, or might cause sudden turnover.
- If no safe fixation of the device, please do not installed in places even flat surface where easy falling down.
- Please do not use handles of the device for suspension installation, may causing damage or personal injury.
- During transportation or moving, make sure the device disconnected.
- Before installation, please contact with professional maintenance personnel, and must follow below notes:
  - Choose suitable installation site where can withstand the weight of the device.
  - Avoid places where constant vibration.
  - Use the correct tools for installation.
  - Inspect this device regularly.

#### CONNECTION

- Before connect this device with any other equipment, please turn off power switch of all the equipment.
- Please tune all the volume to minimum before turn on or off the power switch of all the equipment.

#### MAINTENANCE

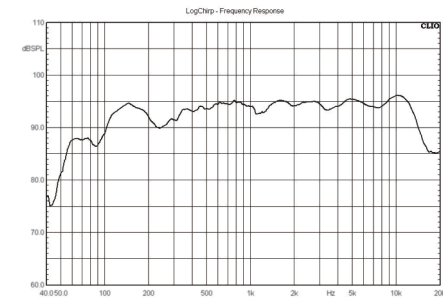
Please ensure pull the power plug from the AC power socket before cleaning this device.

#### OPERATIONS

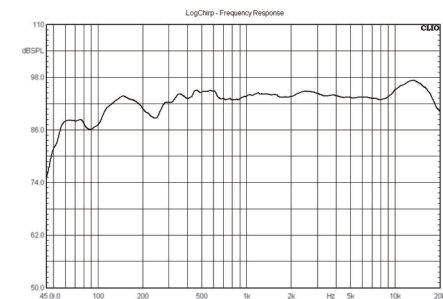
- Do not insert fingers or hands in any ventilation slits of this device.
- Do not press body or place heavy objects on this device, avoid operating button, switch or socket excessively and forcibly.
- Do not use this device under very high or uncomfortable volume level for long periods of time, otherwise may cause permanent ear damage. When encounter deafness or tinnitus, please seek medical treatment.
- Stop using this device when output sound distortion. Continue using under such status the device may overheat and cause a fire hazard.

## [FREQUENCY RESPONSE CURVE]

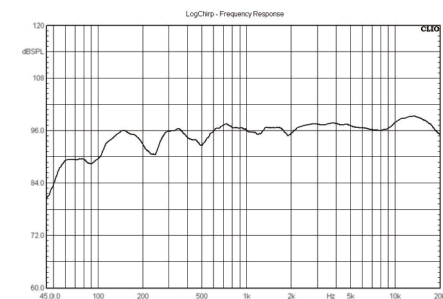
1 × 8"   
 ACTIVE SPEAKER



1 × 10"   
 ACTIVE SPEAKER



1 × 12"   
 ACTIVE SPEAKER



**[PRODUCT PARAMETERS]**

ACTIVE SPEAKER	1×8"	1×10"	1×12"
FREQUENCY RESPONSE(-3dB)	80Hz-14KHz	80Hz-14KHz	70Hz-14KHz
DISPERSION (H×V)	90°X60°	90°X60°	90°X50°
SENSITIVITY (1W/1M)	94dB	94dB	96dB
CONTINUOUS SOUND PRESSURE LEVEL	114dB	115dB	118dB
RATED POWER (AES)	150W	200W	250W
NOMINAL RESISTANCE	8Ω	8Ω	8Ω
HARDWARE	Special type connector	Special type connector	Special type connector
BOX STRUCTURE	Inverted	Inverted	Inverted
SUPPORT HOLE	36mmx1	36mmx1	36mmx1
HIGH PERFORMANCE 2-CHANNEL CLASS D AMPLIFIER	2×250W	2×250W	2×250W
AC POWER INPUT	~90V-240V 50/60Hz	~90V-240V 50/60Hz	~90V-240V 50/60Hz
DIMENSIONS (W×D×H)	251x262x503mm	303x337x574mm	346x376x656mm
NET WEIGHT	13 kg	17 kg	22 kg

**[INTRODUCTION TO THE]**

Thank you for buying LAX active speaker products. Please read this instruction completely to ensure long-term use of the product with the best performance. Please keep the instructions for future reference.

**[APPLICATION FIELD]**

Conference room, lecture hall, exhibition hall, hotel and cafe, etc

**[PRODUCT FEATURES]**

This series is a trapezoidal built-in two-way speaker, which is composed of a point-blank mid and low frequency paper cone unit and a 25mm high frequency compression unit. Carefully tuned smooth frequency response, so that the sound restore more clear and natural; Unique box shape design, using PVC skin technology, elegant and delicate appearance, will play to the extreme cost performance. The protective surface of the speaker unit is equipped with black iron mesh, which is covered with high-permeability cotton. The box is equipped with 6 x M10 lifting points, which can be hung in multiple directions. The bottom of the speaker is equipped with a 35mm bracket.

**[IMPORTANT SAFETY INFORMATION AND SYMBOL DESCRIPTION]**

1. Don't block the vents. Install according to manufacturer's instructions.
2. Ventilation holes should not be covered with articles such as newspapers, tablecloths and curtains to hinder ventilation;
3. Do not place exposed flame sources on the equipment, such as lit candles;
4. The equipment shall not suffer from water droplets or splashes, and the equipment shall not be placed with objects filled with liquid such as vases;
5. This product is class-structure equipment, please connect the equipment with the power grid output socket with protection grounding connection when using.
6. The product uses the power plug and appliance coupler as the disconnect device from the power grid. The disconnect device should be kept easy to operate when used.

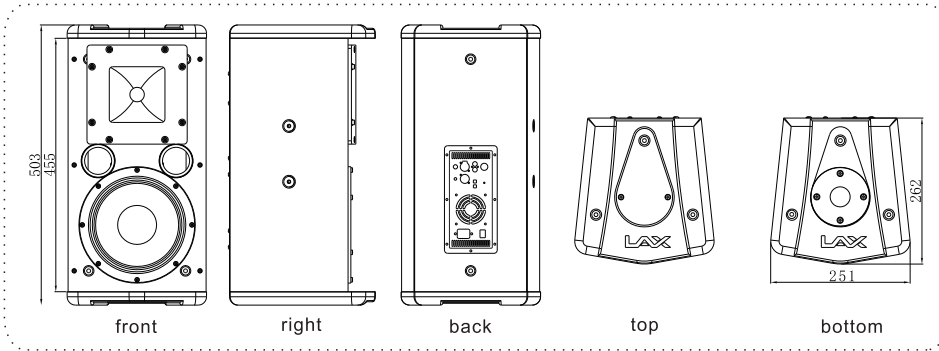


The figure shows that the device is only suitable for safe use in areas with an altitude below 2000m.

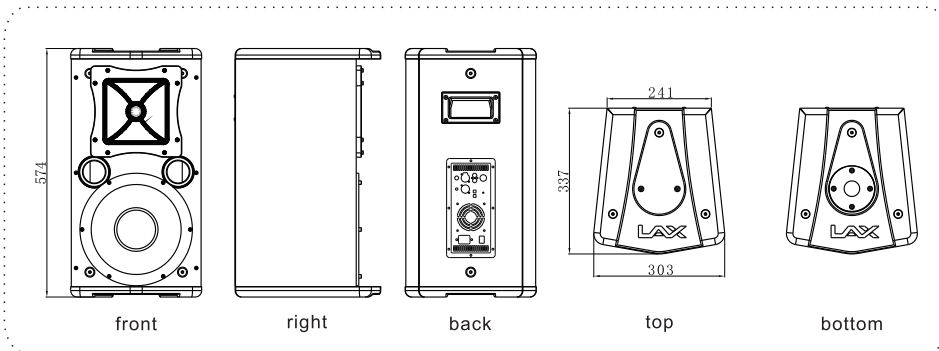


The diagram indicates that the equipment is only suitable for safe use in non-tropical climates.

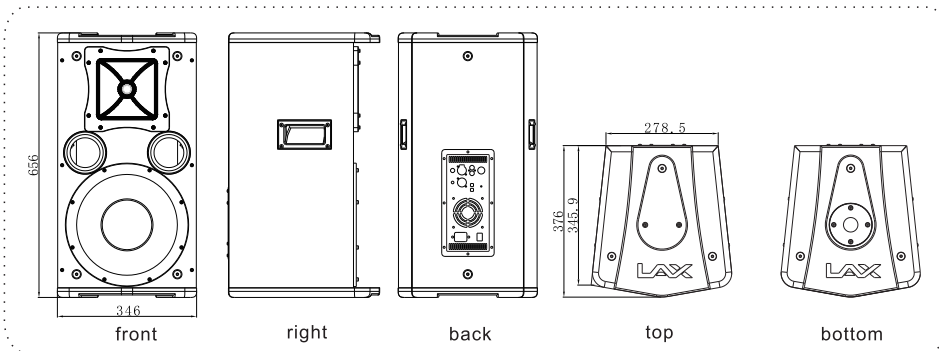
[PRODUCT PARAMETERS]



1 x 8" Active speaker

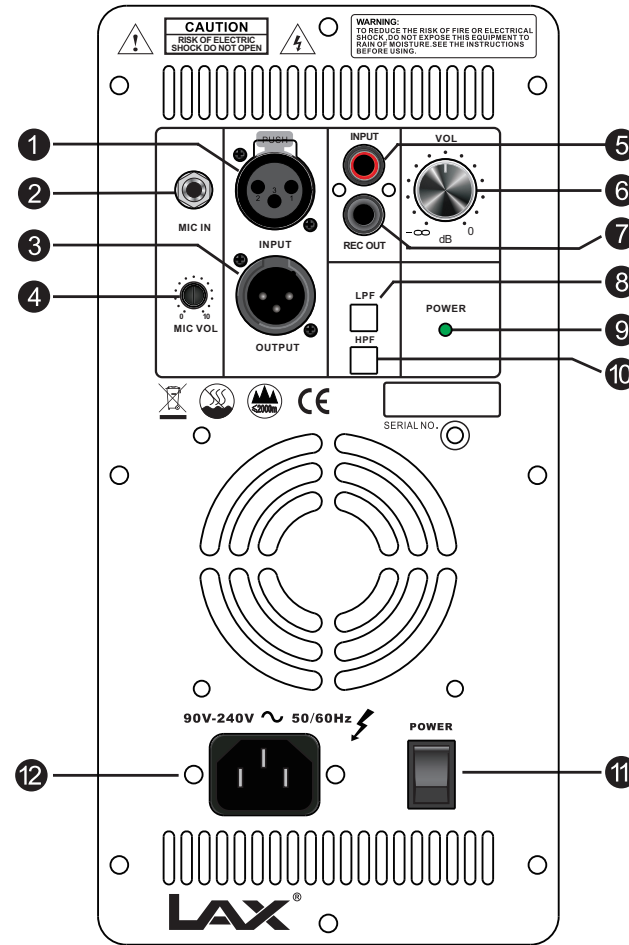


1 x 10" Active speaker



1 x 12" Active speaker

[REAR PANEL AND OPERATION KEY FUNCTIONS]



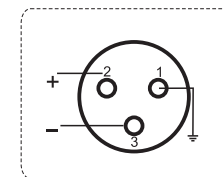
1. Input the card holder
2. Microphone input interface
3. Output card base: The signal is output through the card base.
4. Microphone volume adjustment knob
5. Audio input interface
6. Volume knob
7. recording output interface
8. Low pass filter switch
9. Power indicator
10. High-pass filter switch
11. Power switch
12. Power input seat

NOTE ②



Tip=Positive (+or hot)  
 Ring=Negative (-or cold)  
 Sleeve=Shield or ground

① ③



XLR Input  
 1 GND  
 2 Signal +  
 3 Signal -